

TOTTENVILLE

1116-PN

Pairing minimalist metalwork with matte cloud glass, Tottenville is a highly versatile sconce for a powder room or bath area. The glass shades feature a unique triangular profile that gives this fixture both slimness and its distinctly modern feel. Choose from a single or dual light sconce with an Aged Brass or Polished Nickel finish.

FINISHES

POLISHED NICKEL

Coastal Suitable Finish (EPM): No

DIMENSIONS

Height: 16.25"

Width/Diameter: 4.25"

Canopy/Backplate: 4.25"

Product Weight: 5.63lb

Extension: 4.25"

Top to Center: 8"

Canopy/Backplate Shape: Rectangle

Sloped Ceiling Compatible: No

Living Finish: No

Uplight Only: Yes

Shade

Shade 1: Glass

Shade 1 Finish: Matte Cloud

Shade 1 Top Length: 3"

Shade 1 Top Width: 2.75"

Shade 1 Height: 12"

ELECTRICAL



Bulb 1

Bulb Included: No

Socket: E26 Medium Base

Bulb Type: T10-9

Max Wattage: 15

Bulb Quantity: 1

Wire Length: 7"

Cord Type: B & W TEFLON W/ GROUND WIRE

Gem Box Required (2"x3"): No

Dark Sky: No

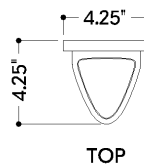
SHIPPING

Carton 1: 24" x 19" x 10"


Carton 1 Weight: 9lb

Shipping Method: Ground

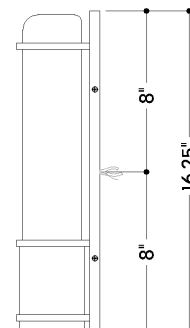
Country of Origin: VN



TOP



FRONT



SIDE